



Slowing GDP recovery, and gap remains.

## Existing Entity Renewals and New Entity Filings


9edj\_dk[Z\_c f h e l [ c [ d j \_d" b d] i \_d"G\*\$

Entities in good standing continued the

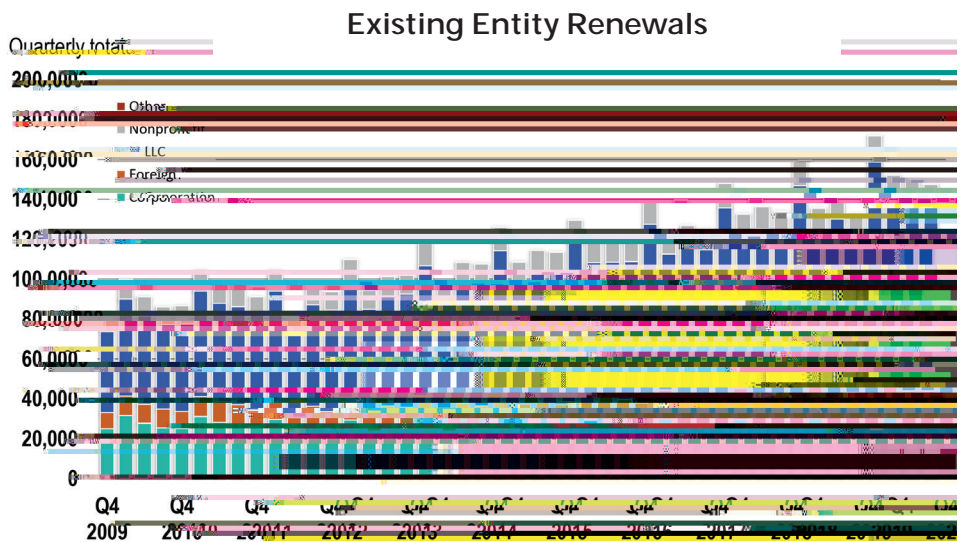
Note:

	Q4 2020	Q4 2019	Q4 2018	F.Year
<b>New Entity Filings</b>				
Domestic Corporation	3,571	4,271	2,520	39.3%
Other Entity Types	3,399	3,236	3,369	60.7%
<b>Total</b>	<b>6,970</b>	<b>7,507</b>	<b>5,889</b>	<b>100%</b>

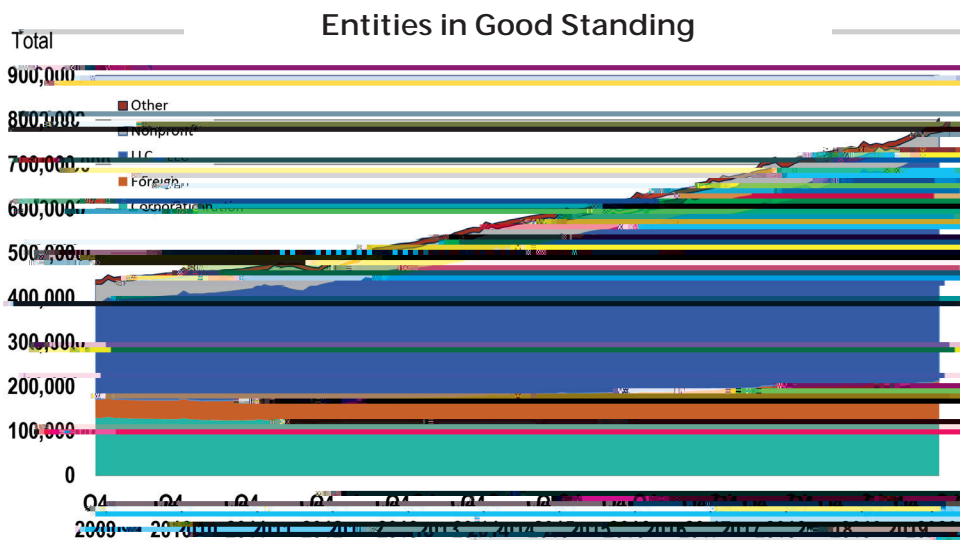
D[m'Xki\_d[i ~ bd]i feij[Z 1jhed] ~  
 WdkV6\_dYH[ W[ ~d'G\*\$



8ki\_d[i i 'h[ d[mV6 feij[Z WdkV6  
 growth in Q4.





G\* ~dYH[ W[ ~d'j ^[ 'dkc X[h'e\`  
 Xki\_d[i i [i ~d] eeZ'ijWZ\_d] \$



increase in good standing.

7ddkV5\_dYH[W[i\_d'Z\_i i etkj\_ed~ bd] i \$



## Colorado Employment by Wage Group

---



1 ekH[0

Note:

---



