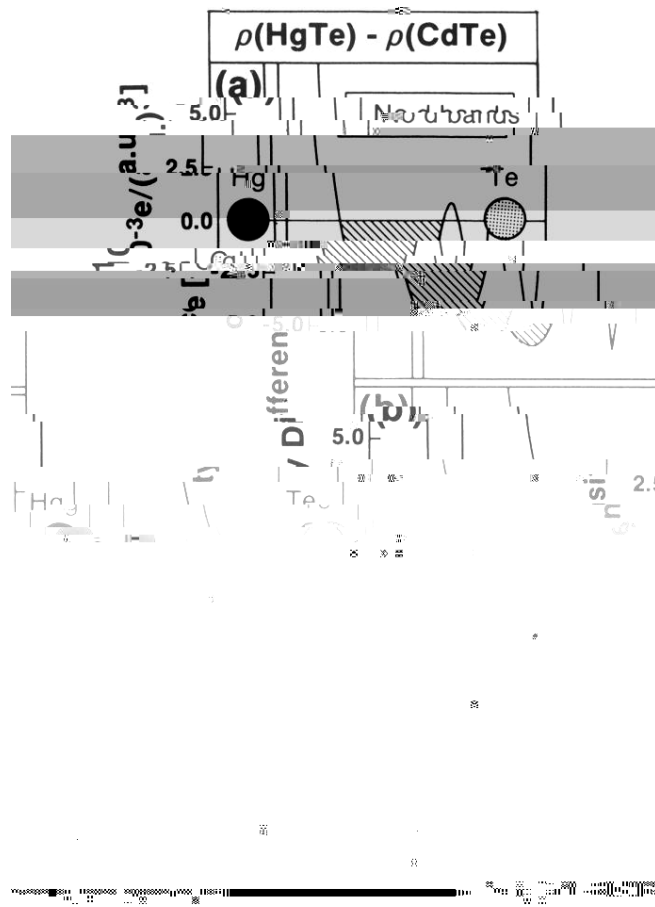





The conduction a bands [(d) and (e)] for CaTe and CdTe and their differences. The units are eV and \AA^{-1} .




6

L3c

L3c








FIG. 7. Schematic diagram of the energy level structure of the Mn $3d$ states. (a) Exchange and crystal field splitting of Mn $3d$ states, (b) exchange change, and crystal field splitting of Mn $3d$ states, (c) exchange change and crystal field splitting of Mn $3d$ states.

where K_1 and K_2 denote the energy levels of the host crystal.

